



A. 1620 - 4710 Kingsway, Burnaby, BC / 710 - 4789 Yonge St, Toronto, ON

P. +1 (833) 258 3269

E. marketing@bluebits.ca



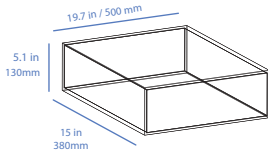


Contents

01 Locker Compartment Dimensions	P3
02 Master Unit Specifications	P4
03 Add-On Unit Specifications	P5
04 Master Half Unit Specifications	P6
05 Add-On Half Unit Specifications	P7
06 Locker Configurations	P8
07 Technical Specifications	P9
08 Locker Options	P10
09 Installation Requirements	P11
10 Alcove Guidelines	P12
11 Locker Construction	P13
12 Accessibility Considerations	P14

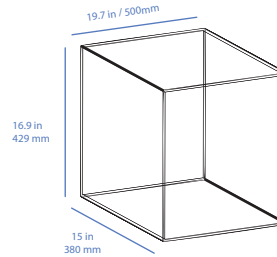


Locker Compartment Dimensions



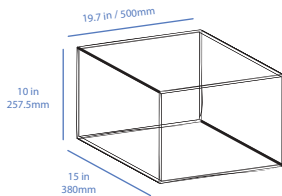
Small Compartment

Depth 19.7in | Width 15in
Height 5.1in




Large Compartment

Depth 19.7in | Width 15in
Height 16.9in



Medium Compartment

Depth 19.7in | Width 15in
Height 10in




Extra-Large Compartment

Depth 19.7in | Width 15in
Height 37in

Master Unit Specifications

Master Unit

- 78 in H x 19.7in D x 36.2in W
- 1080p Touchscreen (1920x1080 pixels, 16:9 aspect ratio)
- Control board
- Surge protection
- One main unit is required with every installation
- Compartment layout customizable upon request



Add-On Unit Specifications

20-Door Add-On

- 78in H x 19.7in D x 35.4in W
- 14 small locker compartments
- 4 medium locker compartments
- 2 large locker compartments



20 door add-on



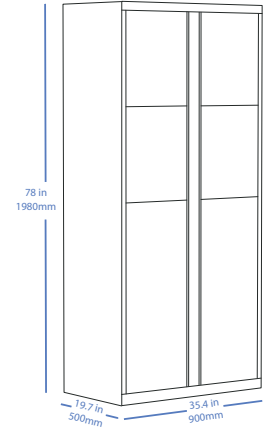
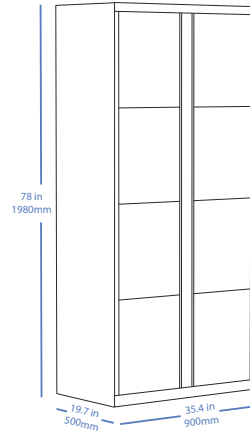
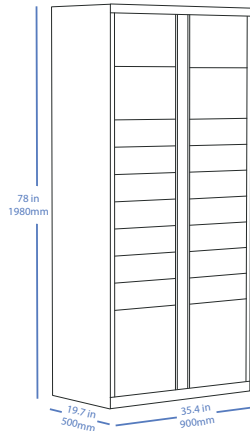
8 door add-on



6 door add-on

8-Door Add-On

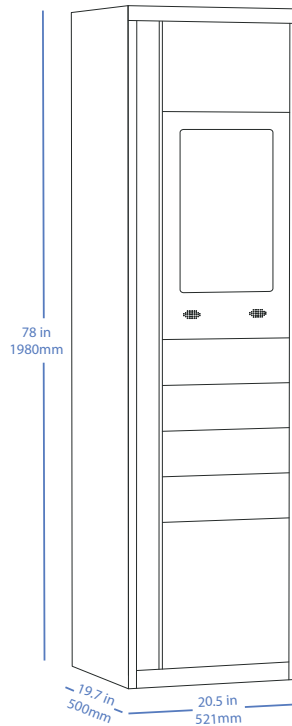
- 78in H x 19.7in D x 35.4in W
- 8 large locker compartments



Master Half Unit Specifications

Master Half Unit

- 78 in H x 19.7in D x 20.5in W
- 1080p Touchscreen (1920x1080 pixels, 16:9 aspect ratio)
- Control board
- Surge protection
- One main unit is required with every installation



Add-On Half Unit Specifications

10-Door Half Add-On

- 78in H x 19.7in D x 19.7in W
- 7 small locker compartments
- 2 medium locker compartments
- 1 large locker compartments



10-Door Half Add-On



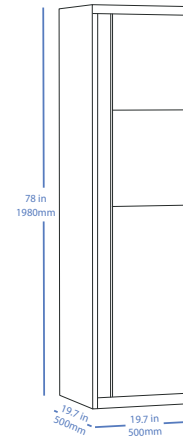
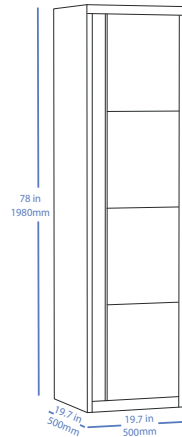
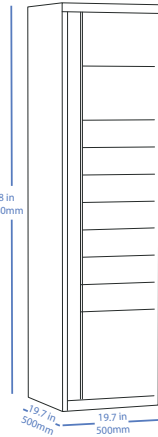
4-Door Half Add-On



3-Door Half Add-On

4-Door Half Add-On

- 78in H x 19.7in D x 19.7in W
- 4 large locker compartments



Locker Configurations

Accessories:



- Camera (additional fee)*



- SIM card (additional fee)*



- Router



- Ethernet Cable



- Extension Cord




- Roofing (additional fee)*

Locker Compartments:

- Small
- Large
- Medium
- Extra large



Master Unit



20 Door Add-On



8 Door Add-On



6 Door Add-On



Master Half Unit



10-Door Half Add-On



4-Door Half Add-On



3-Door Half Add-On

Technical Specifications

Leveling

Leveling feet

Weight (kg)

92 kg

Rating (v)

12 v

Rated Power (w)

60 w

Operating Temperature

-22°F to 113°F
(-30°C to 45°C)

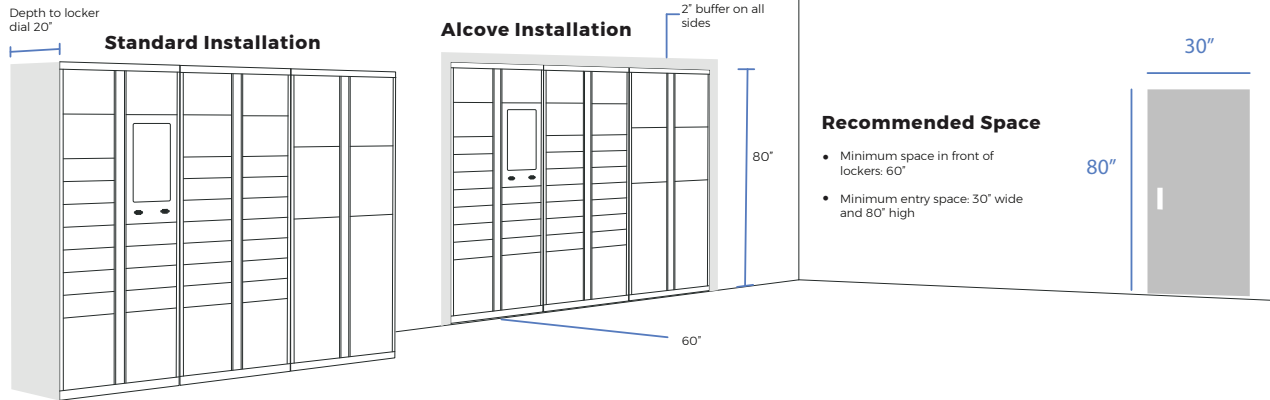
AC Voltage

Recommended: 120VAC
Minimum: 110VAC
50/60Hz nominal

Ethernet / WiFi

RJ45 jack
100KB up & down speed required, with no more than 10 devices connected at a time

Location Options



Placement

- Lockers can be installed either all along one wall, or an L-shape formation
- Lockers can also be embedded in a custom space, to appear flush against a wall

Best Location

- Lockers must be in a location protected from the elements
- Providing 24/7 locker access is recommended
- Lockers can be installed outdoors, but there are certain conditions. Please contact us for the details.

Installation Requirements

120V AC
Duplex Outlet

Camera
Ethernet Live



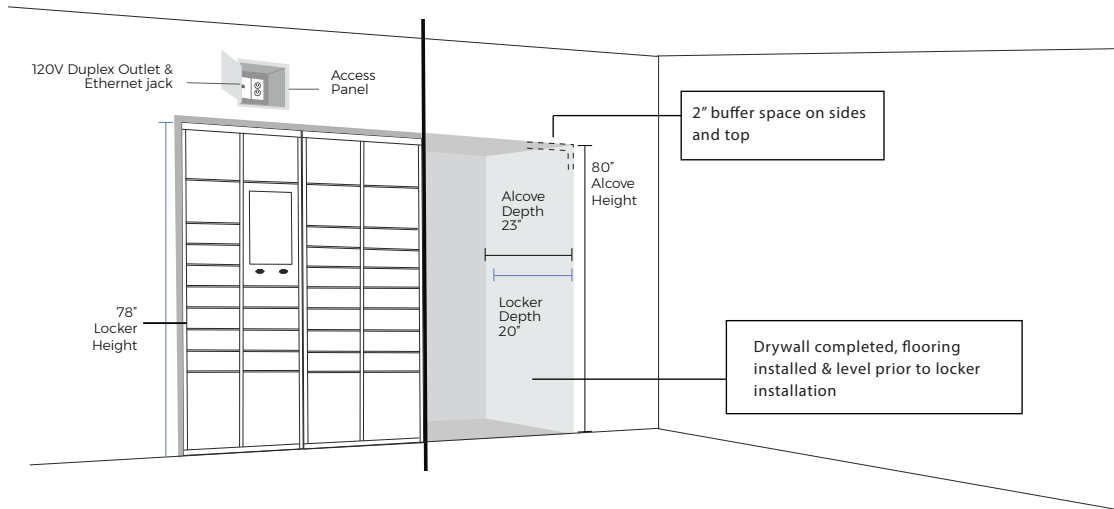
Power Supply

- One 120 VAC duplex outlet near the lockers
- Our products are certified under the Canadian electrical safety authority certification with the (UL) Underwriters Laboratories of Canada approval

Video Surveillance

- BlueBox provides 24/7 video surveillance
- One surveillance camera is recommended. More may be required to capture full locker area
- Footage is only available to building managers and can be requested through the SD card provided by BlueBox.

Alcove Guidelines



Alcove Spacing Requirements

Use these measurements to ensure that installation technician(s) have enough space to install and level the lockers

Height: Minimum 80" alcove height required. This accommodates 78" tall unleveled lockers with 2" buffer

Depth: Minimum 23" alcove depth required. This houses 20" deep lockers with a 2" buffer; Minimum 2" clearance on each side of the locker bank needed

Buffer: The 2" buffer on the alcove top and sides must be 2" finished drywall completed and flooring installed

Additional Alcove Guidelines

Access panel: Install an access panel to allow future access to power & data. Recessed space behind the access panel must be accessible from inside alcove & above lockers, recommended placement is above the Main unit

Flooring: Alcoves should be level with the room's floor. The floor surface inside the alcove must be leveled before installation

Floor Plan: Note that your BlueBox floor plan will reflect finished dimensions, as opposed to rough openings

Locker Construction

Standard Colour

No wait time if locker is in stock



Colour Customization

Select any color shade from the RAL K7 classic color chart. Approx. 4-6 months wait time



Electronic Parts

- 21" Touch screen display
- Router
- Electronic Lock
- Circuit Board
- Camera
- 2 Embedded Speakers

Operating system

- Android 5.1

Locker Material

- Galvanized Steel

Superior Construction

- Heavy duty, corrosion resistant galvanized steel for long-term durability

*Minimal BlueBox branding standard on all locker variations

Customization

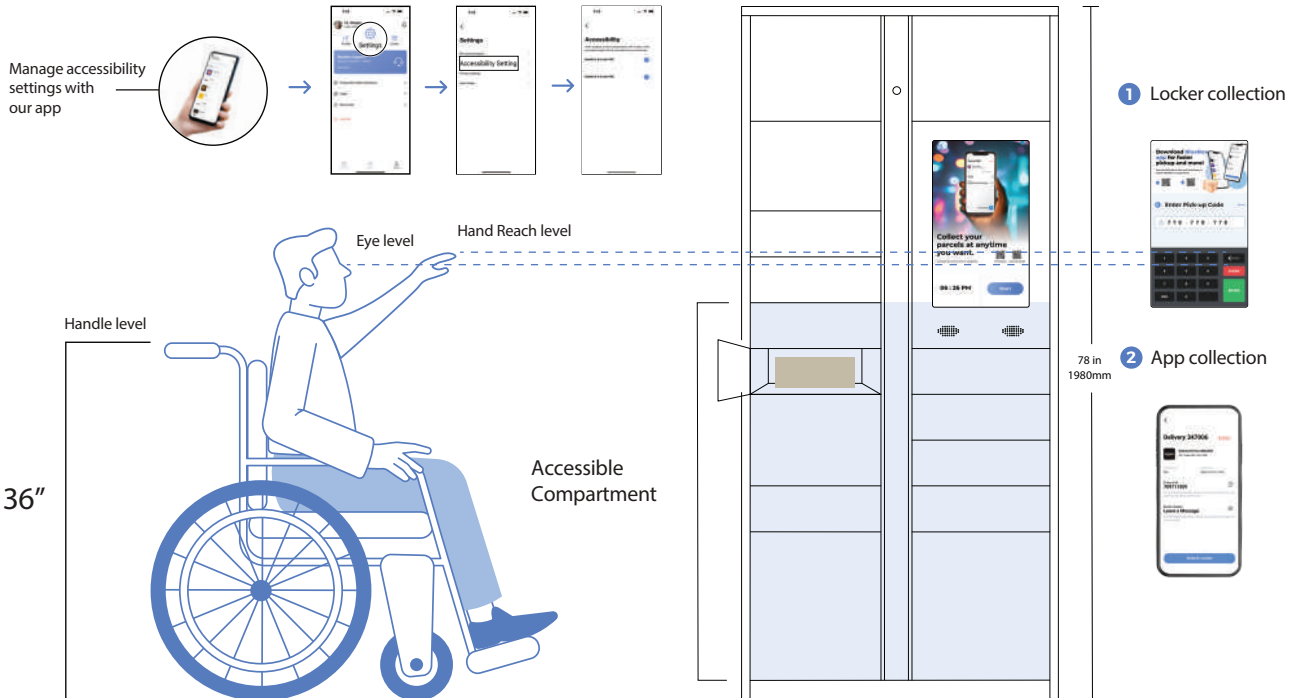
- Our factory can produce patterns and colour assortments of any kind, as well as include any type of desired branding on BlueBox lockers
- Custom wrapping is available. Ask us about branding and colour wrapping




Accessibility Considerations



- ✓ Designed with accessibility in mind
- ✓ Residents can manage accessibility settings in BlueBox app under account settings
- ✓ Parcels can be collected in 3 second by using the BlueBox app










u BlueBox
bluemyth.com

Collect your access to mobile you want.
99.99%

- 01
- 02
- 03







 **BlueBox**